

Spring 5-19-2016

# Discharge Improvement Process

Medeina O'Neal

University of San Francisco, [moneal@dons.usfca.edu](mailto:moneal@dons.usfca.edu)

Follow this and additional works at: <https://repository.usfca.edu/capstone>



Part of the [Other Nursing Commons](#)

---

## Recommended Citation

O'Neal, Medeina, "Discharge Improvement Process" (2016). *Master's Projects and Capstones*. 281.  
<https://repository.usfca.edu/capstone/281>

This Project/Capstone is brought to you for free and open access by the Theses, Dissertations, Capstones and Projects at USF Scholarship: a digital repository @ Gleeson Library | Geschke Center. It has been accepted for inclusion in Master's Projects and Capstones by an authorized administrator of USF Scholarship: a digital repository @ Gleeson Library | Geschke Center. For more information, please contact [repository@usfca.edu](mailto:repository@usfca.edu).

Running heading: **IMPROVING CLINICAL EFFECTIVENESS**

Discharge Improvement Process

Medeina O'Neal

University of San Francisco School of Nursing

**Abstract**

The focal point of the project takes account of the CNL educational program component of the Care Environment. The purpose of the CNL role would reflect the Team Managers functionality. “Care Environment identifies clinical and cost outcomes that improve safety, effectiveness, timeliness, efficiency, quality, and the degree to which they are client-centered“ (AACN, 2013). The unit provides care to patients who require constant cardiac monitoring for reasons that may include sepsis, pneumonia, recent surgeries, advanced congestive heart failure, renal failure and COPD. Having a standardized discharge process could hopefully reduce the number of delays, so that the desired goals would show improvements in patient outcomes, efficient utilization scores, increase in productivity and an increase in patient satisfaction scores. The global aim statement is to improve the discharge process on the Medical Surgical Telemetry Units. The process begins and ends with the staff on Dept 335. As a result of working on the discharge process, I expect to improve patient satisfaction scores, improve throughput, increase productivity and decrease waste. It is imperative to work on this now because patients are waiting extensive hours in the emergency room for a bed and the organization is losing revenue. This additional revenue can be put back into the facility for additional staffing or improvements.

Reference

- Aiken LH, Cimiotti JP, Sloane DM, Smith HL, Flynn L, Neff DF. Med Care. 2011 Dec; 49(12): 1047-53
- American Association of Colleges of Nursing (AACN). (2013). *White paper on the education and role of the clinical nurse leader*. Retrieved from <http://www.aacn.nche.edu/publications/white-papers/cnl>
- Barish, R. A., McGauly, P. L., & Arnold, T. C. (2012). Emergency Room Crowding: A Marker of Hospital Health. *Transactions of the American Clinical and Climatological Association, 123*, 304–311.
- Benjamin, E. M., Klugman, R. A., Luckmann, R., Fairchild, D. G., & Abookire, S.A. (2013). Impact of cardiac telemetry on patient safety and cost. *The American journal of managed care, 19*(6), e225-32.
- Centers for Medicare & Medicaid Services. (2013). Retrieved from <https://www.cms.gov/>
- Center for Quality Improvement and Patient Safety (CQuIPS). December 2015. Agency for Healthcare Research and Quality, Rockville, MD. <http://www.ahrq.gov/cpi/centers/cquips/index.html>
- Collins, S., Hurley, A. C., Chang, F. Y., Illa, A. R., Benoit, A., Laperle, S., & Dykes, P. C. (2013). *Journal of the American Medical Informatics Association, 21*(3), 438-447.
- Dhillon, S. K., Tawil, J., Goldstein, B., Eslava-Manchego, D., Singh, J., Hanon, S., &

Bergmann, S. R. (2012). Effectiveness of Telemetry Guidelines in Predicting Clinically Significant Arrhythmias in Hospitalized Patients. *Cardiology Research*, 3(1), 16-22.

Dressler, R., Dryer, M. M., Coletti, C., Mahoney, D., & Doorey, A. J. (2011).

Altering overuse of cardiac telemetry in non-intensive care unit settings by hardwiring the use of American Heart Association Guidelines. *JAMA internal medicine*, 174(11), 1852-1854.

Institute for Healthcare Improvement. (2016). Schedule the Discharge to Improve Flow. Retrieved from

<http://www.ihl.org/resources/Pages/Changes/ScheduletheDischarge.aspx>

Kanikkannan S, Kravchak L, Antenucci D, Nessel M, Dombrowski H. *Journal of Hospital Medicine* 2014; 9. Let's Work Together: The Positive Impact of Implementing Multidisciplinary Rounds in a Hospitalist Program. Retrieved from:

<http://www.shmabstracts.com/abstract/lets-work-together-the-positive-impact-of-implementing-multidisciplinary-rounds-in-a-hospitalist-program>

Khanna, S., Boyle, J., Good, N., & Lind, J. (2012). Unraveling relationships:

Hospital occupancy levels, discharge timing and emergency department access block. *Emergency Medicine Australasia*, 24(5), 510-517.

King, C., & Gerard, S. O. (Eds). (2013). *Clinical nurse leader certification review*. New York, NY: Springer Publishing.

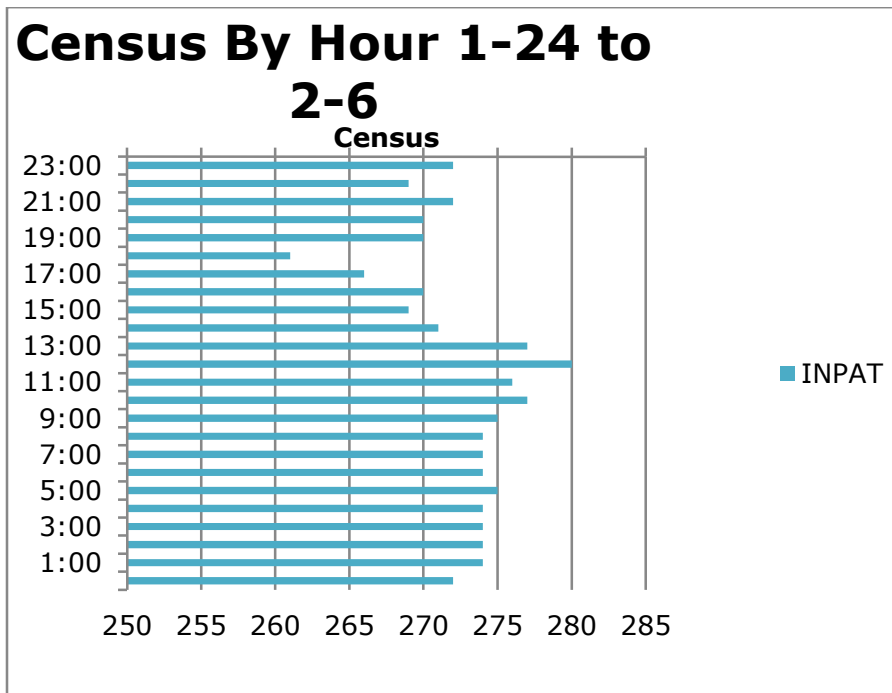
Perkins, J., McCurdy, M. T., Vilke, G. M., & Al-Marshad, A. A. (2014). Telemetry

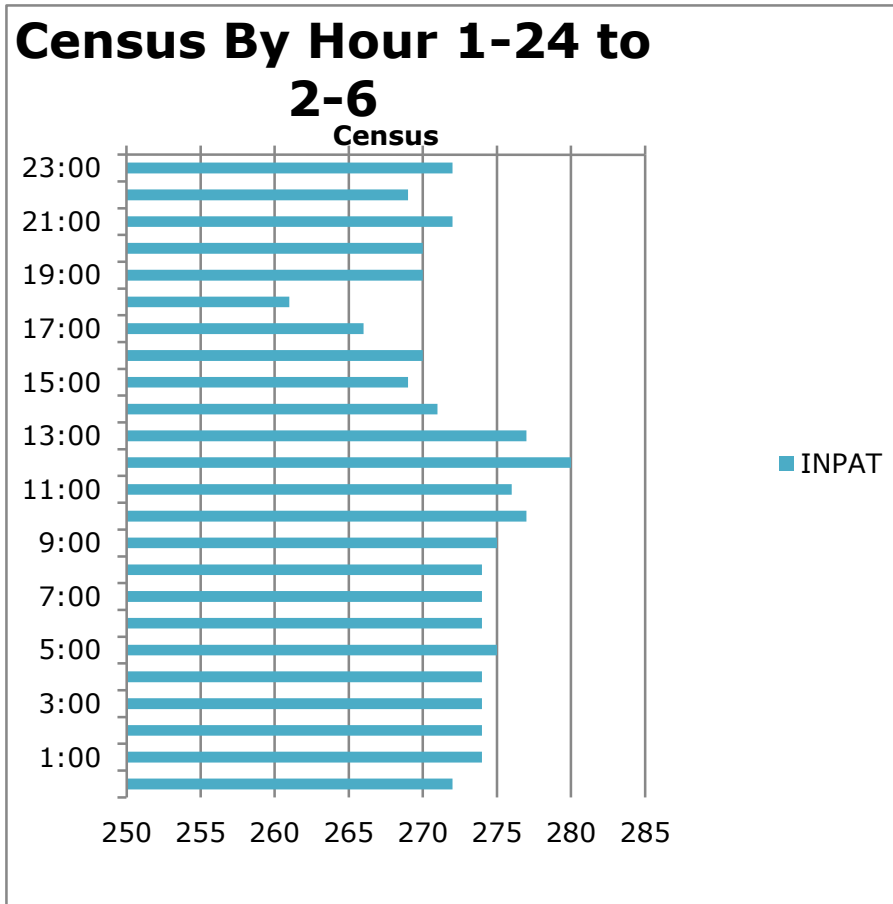
Bed Usage for Patients with Low-risk Chest Pain: Review of the Literature for the Clinician. *Journal of Emergency Medicine*, 46(2), 273-277.

Press Ganey. (2015, June). The Influence of Nurse Work Environment on Patient, Payment and

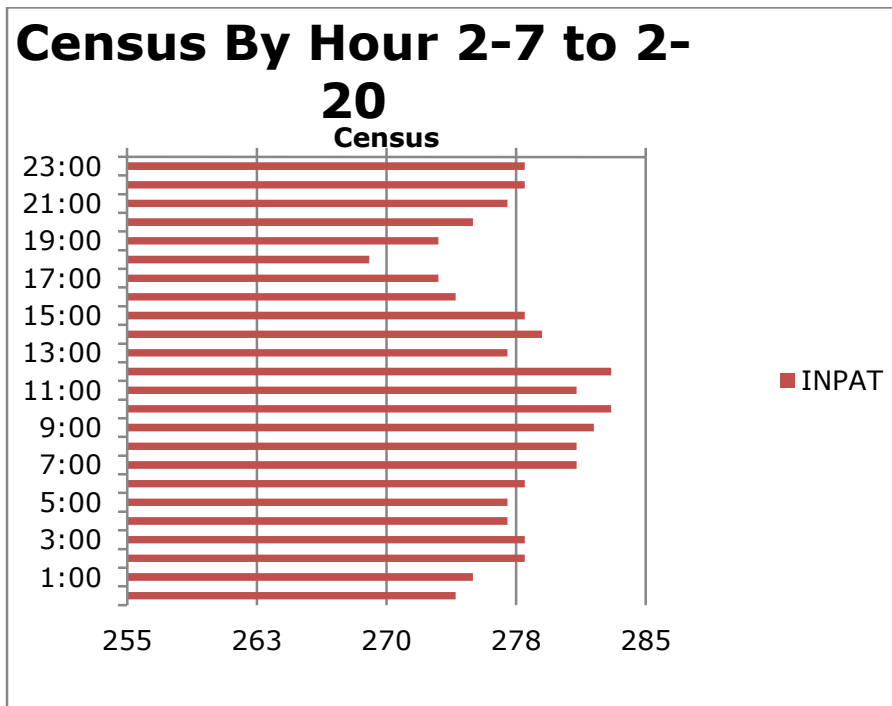
Nurse Outcomes in Acute Care Settings. Retrieved from

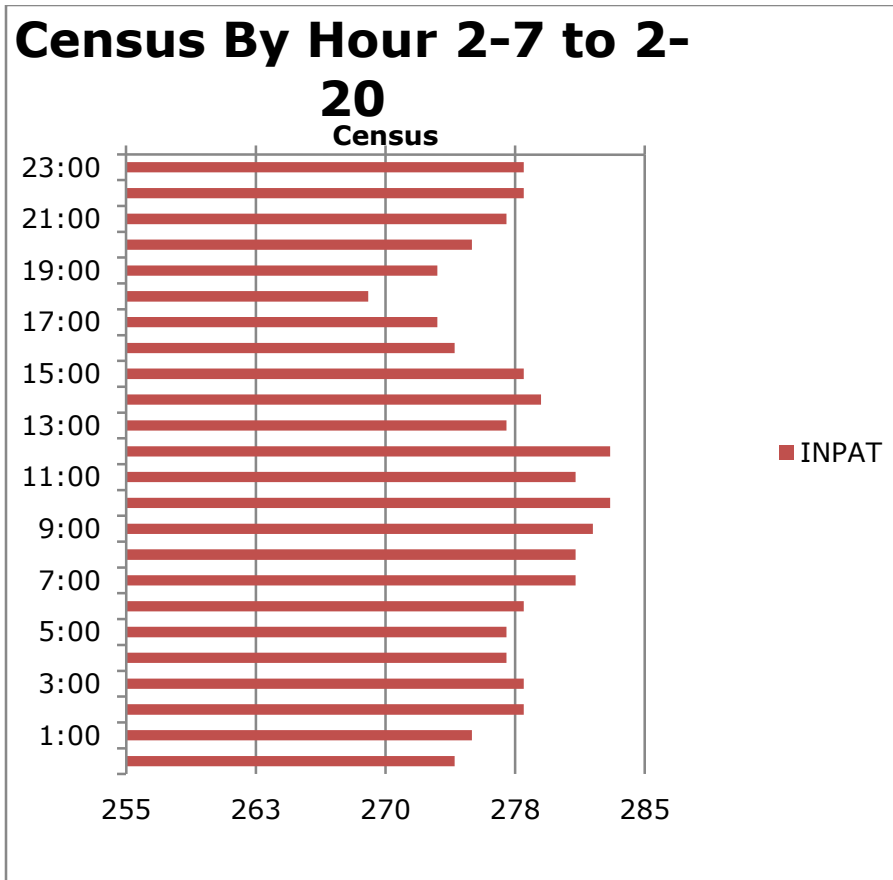
<http://www.nursingquality.org/Content/Documents/NDNQI-ROI-Infographic.pdf>





Prior To Test Of Change: 6:00 am to 11am slight change, greater at noon





Small Test Of Change: Significant Increase In The Census 6:00 am to 11 am